

Annex D: BILLS PAYMENT GUIDELINES

A. Over-the-counter Bills Payment

- Get a copy of the BDO Cash or Check Transaction Slip. Fill out the payment details in the section marked "Bills Payment":
 - Company Name: VISTAREIT INC IPO
 - Institution Code
 - Subscriber's Name: [PSE EASy Investor Name]
 - Subscriber's Account No.: [PSE EASy Reference Number]
 - Amount: [PHP amount corresponding to the number of shares placed]

BDO		Cash Transaction Slip		Date 03/07/2022																														
<input type="checkbox"/> Deposits <input type="checkbox"/> Current <input type="checkbox"/> Savings <input type="checkbox"/> Time Deposit/ Placement <input type="checkbox"/> For Account with Deposit Reference Facility		Account Name _____		Currency <input checked="" type="checkbox"/> Peso <input type="checkbox"/> US Dollar <input type="checkbox"/> Others																														
		Account No. _____																																
		Payor's Name _____		Use separate slip(s) for each type of transaction. <table border="1" style="width: 100%; border-collapse: collapse;"> <thead> <tr> <th style="width: 33%;">Denomination</th> <th style="width: 33%;">Pieces</th> <th style="width: 33%;">Amount</th> </tr> </thead> <tbody> <tr> <td style="text-align: center;">1,000</td> <td style="text-align: center;">10</td> <td style="text-align: center;">10,000</td> </tr> <tr><td> </td><td> </td><td> </td></tr> <tr><td> </td><td> </td><td> </td></tr> <tr><td> </td><td> </td><td> </td></tr> <tr><td> </td><td> </td><td> </td></tr> <tr><td> </td><td> </td><td> </td></tr> <tr><td> </td><td> </td><td> </td></tr> <tr><td> </td><td> </td><td> </td></tr> <tr> <td colspan="2" style="text-align: right;">Total Amount</td> <td style="text-align: center;">10,000</td> </tr> </tbody> </table>	Denomination	Pieces	Amount	1,000	10	10,000																						Total Amount		10,000
Denomination	Pieces	Amount																																
1,000	10	10,000																																
Total Amount		10,000																																
		Reference No. _____																																
<input checked="" type="checkbox"/> Bills Payment		Company Name VISTAREIT INC IPO																																
		Institution Code 1 8 1 8																																
		Product Code _____																																
		Subscriber's Name JUAN DELA CRUZ																																
		Subscriber's Account No. [VREIT#####]																																
<input type="checkbox"/> Cash Card		Cardholder's Name/Contact No. _____																																
<input type="checkbox"/> Sale <input type="checkbox"/> Reload		Cash Card No. _____																																
<input type="checkbox"/> Payment		Borrower's Name _____																																
<input type="checkbox"/> Loan <input type="checkbox"/> Trade		Promissory Note No. / Trade Reference No. _____																																
<small>Machine Validation</small>																																		
<small>This serves as your receipt when machine validated.</small>																																		
<small>V032018</small>																																		

BDO		Check Transaction Slip		Date 03/07/2022																														
<input type="checkbox"/> Deposits <input type="checkbox"/> Current <input type="checkbox"/> Savings <input type="checkbox"/> Time Deposit/ Placement <input type="checkbox"/> For Account with Deposit Reference Facility		Account Name _____		Currency <input checked="" type="checkbox"/> Peso <input type="checkbox"/> US Dollar <input type="checkbox"/> Others																														
		Account No. _____																																
		Payor's Name _____		Use separate slip(s) for each type of transaction. <table border="1" style="width: 100%; border-collapse: collapse;"> <thead> <tr> <th style="width: 33%;">Bank/Branch</th> <th style="width: 33%;">Check No.</th> <th style="width: 33%;">Amount</th> </tr> </thead> <tbody> <tr> <td style="text-align: center;">BDO / Corporate Center</td> <td style="text-align: center;">1000325671</td> <td style="text-align: center;">10,000</td> </tr> <tr><td> </td><td> </td><td> </td></tr> <tr><td> </td><td> </td><td> </td></tr> <tr><td> </td><td> </td><td> </td></tr> <tr><td> </td><td> </td><td> </td></tr> <tr><td> </td><td> </td><td> </td></tr> <tr><td> </td><td> </td><td> </td></tr> <tr><td> </td><td> </td><td> </td></tr> <tr> <td colspan="2" style="text-align: right;">Total Amount</td> <td style="text-align: center;">10,000</td> </tr> </tbody> </table>	Bank/Branch	Check No.	Amount	BDO / Corporate Center	1000325671	10,000																						Total Amount		10,000
Bank/Branch	Check No.	Amount																																
BDO / Corporate Center	1000325671	10,000																																
Total Amount		10,000																																
		Reference No. _____																																
<input checked="" type="checkbox"/> Bills Payment		Company Name VISTAREIT INC IPO																																
		Institution Code 1 8 1 8																																
		Product Code _____																																
		Subscriber's Name JUAN DELA CRUZ																																
		Subscriber's Account No. [VREIT#####]																																
<input type="checkbox"/> Payment		Borrower's Name _____																																
<input type="checkbox"/> Loan <input type="checkbox"/> Trade		Promissory Note No. / Trade Reference No. _____																																
<small>Machine Validation</small>																																		
<small>This serves as your receipt when machine validated.</small>																																		
<small>V032018</small>																																		

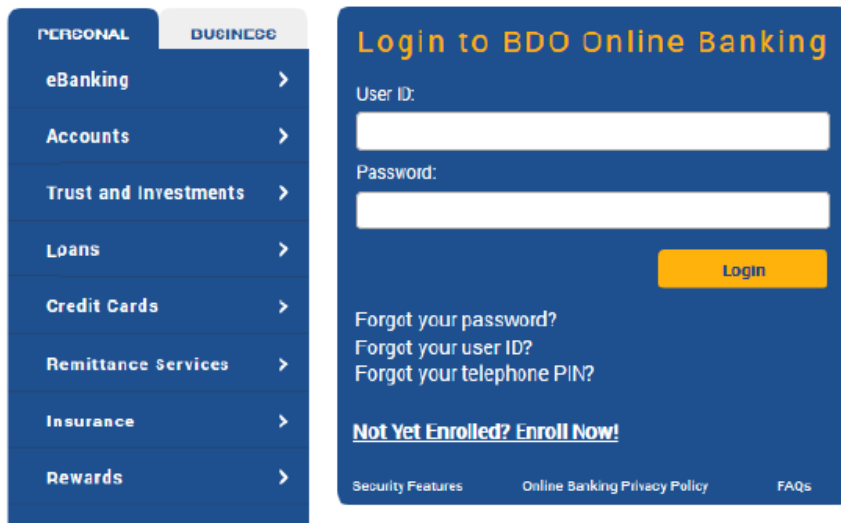
2. Submit the Transaction Slip to the teller together with the cash/ check payment.

IMPORTANT: Ensure that the Subscriber's account number in your machine validated Cash/ Check Transaction Slip is the same Reference Number generated by PSE EASy for your subscription.

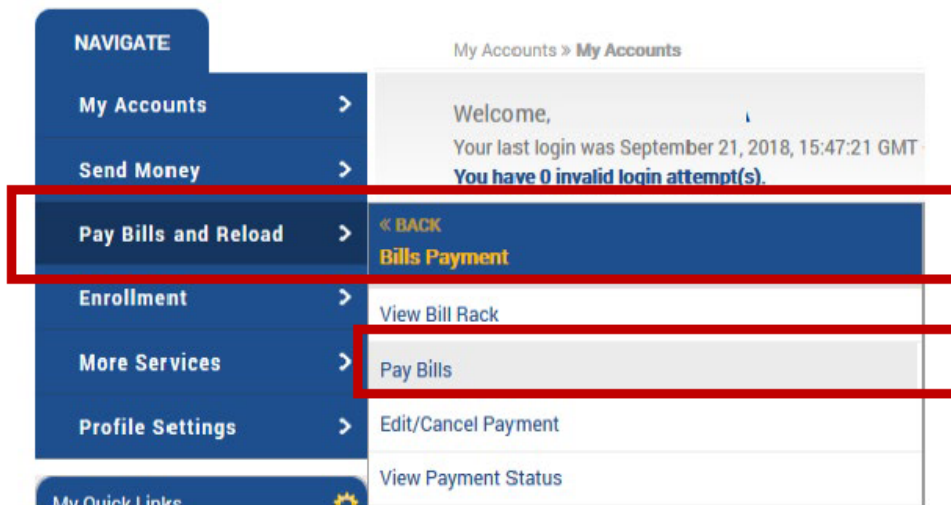
If the Subscriber's Account number on the machine validated Cash/ Check Transaction Slip does not tally with the Reference Number of your subscription, this may result to the rejection of your subscription of the Offer.

B. Online Banking Bills Payment

1. Log in to your BDO Online Banking account at <https://online.bdo.com.ph>



2. Go to Pay Bills and Reload > Bills Payment > Pay Bills



3. Fill out the payment details:

- Pay From: Choose the BDO account that you will pay from
- Pay this Company/ Biller: VISTAREIT INC IPO

- Amount: [PHP amount corresponding to the number of shares placed]
- Subscriber Name: PSE EASy Investor Name
- Subscriber Number: PSE EASy Reference Number

Payment Details

Pay from	[BDO ACCOUNT] View Balance
Pay this Company/Biller	[VISTAREIT INC IPO]
	<input type="checkbox"/> Pay a Company/Biller that is not yet enrolled
Amount	[REDACTED]
Remarks	[REDACTED]
Subscriber Number	[PSE EASY REFERENCE NO.]
Subscriber Name	[PSE EASY INVESTOR NAME]


For clients who wish to pay their bills via Credit Card please click the link [CREDIT CARD PAYMENT](#)

[Submit](#)

4. Click Submit.
5. A confirmation page will be displayed. Review all information. Click Continue.
6. Confirmation page will be displayed with a transaction reference number. Likewise, an e-mail notification will be sent to you registered e-mail address with BDO Online Banking.

C. Mobile Banking Bills Payment

1. Log in to your BDO Mobile Banking account via the BDO Mobile Banking App.



2. Go to Pay Bills and select the method by which payment will be made > Pay Bills

11:26

LTE

BILLS PAYMENT

Pay Bills using Deposit Account

Pay Bills >

Edit/Cancel Payment >

View Payment Status >

Pay Bills using Credit Card

Charge on Demand >

Auto Charge Arrangement >

View Enrolled Auto Charge Account >

Via QR >

View QR Transactions >



MY ACCOUNTS



SEND MONEY



PAY BILLS



MORE

3. Fill out the payment details:

- Pay From: Choose the BDO account that you will pay from
- Pay this Company/ Biller: VISTAREIT INC IPO
- Payment Schedule: [No later than the prescribed deadline]
- Amount: [PHP amount corresponding to the number of shares placed]
- Subscriber Name: [PSE EASy Investor Name]
- Subscriber Number: [PSE EASy Reference Number]

3:02 LTE

← **BILLS PAYMENT**

Pay From >

Pay this Company/Biller >
VISTAREIT INC IPO

Amount
 0.00

Remarks
 Type remarks here

Subscriber Name
[PSE EASY INVESTOR NAME]

Subscriber Number
[PSE EASY REFERENCE NO.]

RESET

CONTINUE

MY ACCOUNTS SEND MONEY PAY BILLS MORE

4. Click Submit.
5. A confirmation page will be displayed. Review all information. Click Continue.
6. Confirmation page will be displayed with a transaction reference number. Likewise, an e-mail notification will be sent to you registered e-mail address with BDO Online Banking.

IMPORTANT: Ensure that the Subscriber's account number in your machine validated Cash/ Check Transaction Slip is the same Reference Number generated by PSE EASy for your subscription.

If the Subscriber's Account number on the machine validated Cash/ Check Transaction Slip does not tally with the Reference Number of your subscription, this may result to the rejection of your subscription of the Offer.